

IT Center

Wi-fi, PC Room, Printing

Ing. Kristýna Tučková

Tel: 221 900 199

E-mail: kristyna.tuckova@pedf.cuni.cz

Room: 131

Tue 14:00 – 16:00

Thu 14:00 – 16:00

University login and password

Pick up the University login and password together with Student Card at Celetná street.

University login is called CAS - Charles University Authentication Service.

Change it within 5 days (!!!), otherwise it will expired.

You will need this login to set your Wi-Fi password.

Wi-Fi (Eduroam)

Wi-Fi



Wi-Fi (Eduroam)

If you have Eduroam at your home university, you can use the account from your university (Eduroam login and password).

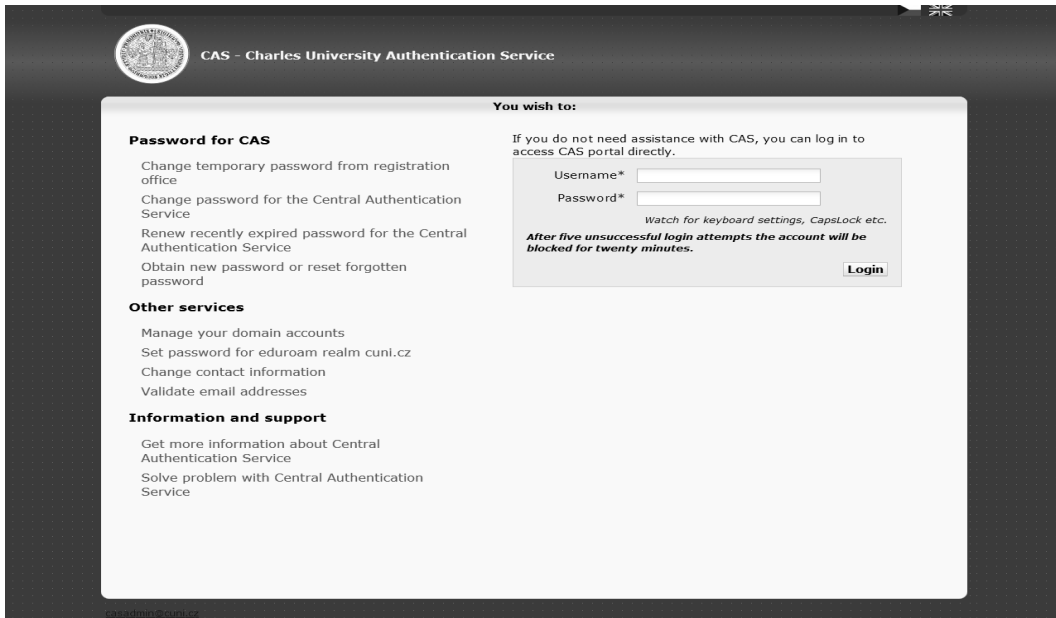
If you don't have Eduroam at your home university – see next slides..



Wi-Fi (Eduroam)

1. Log-in at <http://cas.cuni.cz>

Use login and password you picket up with your Student Card at Celetná St.



The screenshot shows the CAS - Charles University Authentication Service login page. At the top left is the Charles University logo and the text "CAS - Charles University Authentication Service". Below this is a section titled "You wish to:" with several options under "Password for CAS":

- Change temporary password from registration office
- Change password for the Central Authentication Service
- Renew recently expired password for the Central Authentication Service
- Obtain new password or reset forgotten password

Under "Other services":

- Manage your domain accounts
- Set password for eduroam realm cuni.cz
- Change contact information
- Validate email addresses

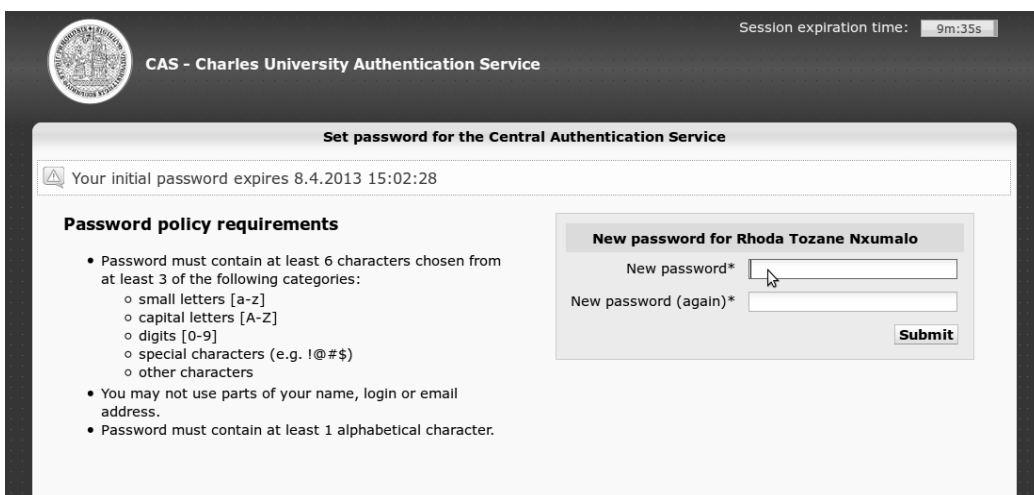
Under "Information and support":

- Get more information about Central Authentication Service
- Solve problem with Central Authentication Service

On the right, there is a login form with fields for "Username*" and "Password*", a "Login" button, and a warning: "After five unsuccessful login attempts the account will be blocked for twenty minutes." Above the form, it says: "If you do not need assistance with CAS, you can log in to access CAS portal directly." Below the form, it says: "Watch for keyboard settings, CapsLock etc."

Wi-Fi (Eduroam)

2. If you log-in for the first time, you will be asked to change your CAS password.



The screenshot shows the CAS - Charles University Authentication Service password change page. At the top left is the Charles University logo and the text "CAS - Charles University Authentication Service". At the top right, it says "Session expiration time: 9m:35s". Below this is a section titled "Set password for the Central Authentication Service".

At the top of the form, it says: "Your initial password expires 8.4.2013 15:02:28".

Below this is a section titled "Password policy requirements" with the following list:

- Password must contain at least 6 characters chosen from at least 3 of the following categories:
 - small letters [a-z]
 - capital letters [A-Z]
 - digits [0-9]
 - special characters (e.g. !@#)\$
 - other characters
- You may not use parts of your name, login or email address.
- Password must contain at least 1 alphabetical character.

On the right, there is a form titled "New password for Rhoda Tozane Nxumalo" with fields for "New password*" and "New password (again)*", and a "Submit" button.

Wi-Fi (Eduroam)

3. Click the link

„Set password for eduroam realm.cuni.cz“ in „Other accounts part“

The screenshot shows the 'Account list' page for user Luisa Scharnaglová. The page title is 'Account list for Luisa Scharnaglová'. It contains a table with three columns: 'System description', 'Password propagation method', and 'Account information'. The table lists three systems: 'Computing facilities of Pedagogical Faculty', 'Computing facilities of JINONICE campus', and 'Wireless network eduroam'. Each system has an 'Account detail' link. The page also includes a sidebar with navigation options and a session expiration timer showing 9m:44s.

System description	Password propagation method	Account information
Computing facilities of Pedagogical Faculty	Independent on CAS.	Account detail
Computing facilities of JINONICE campus	You can change password on this portal.	Account detail
Wireless network eduroam	You can change password on this portal.	Account detail

Wi-Fi (Eduroam)

4. Set your Eduroam password (different from the CAS password)

The screenshot shows the 'Password for eduroam' page for user Luisa Scharnaglová. The page title is 'Password for eduroam'. It displays the user's username for eduroam as '30112462@cuni.cz'. Below this, there are two input fields for 'New password*' and 'New password (again)*', followed by a 'Change password' button. The page also includes a sidebar with navigation options and a session expiration timer showing 9m:19s.

Wi-Fi (Eduroam)

5. Connect to the Wi-Fi Eduroam

Use login name xxxxxxxx@cuni.cz

xxxxxxx is your student ID (under the photo on your student card)

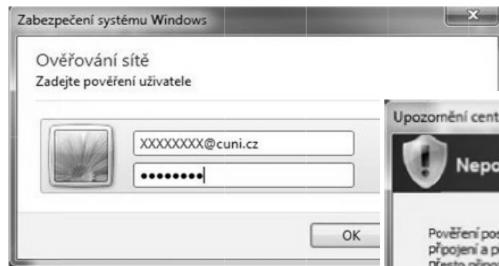
If you have Win XP or Linux, visit Kristýna, she will help you to set the Wi-Fi.

Step 1 – connect

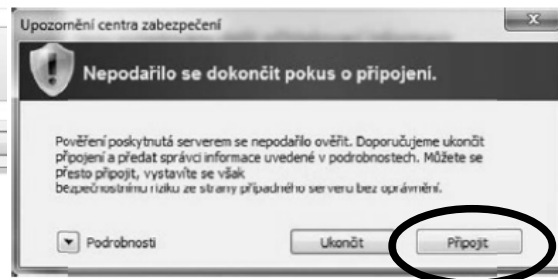


Sometimes reset is needed (!)

Step 2 – fill login and password



Step 3 – accept the security alert



Wi-Fi 2 (Pedf-public)

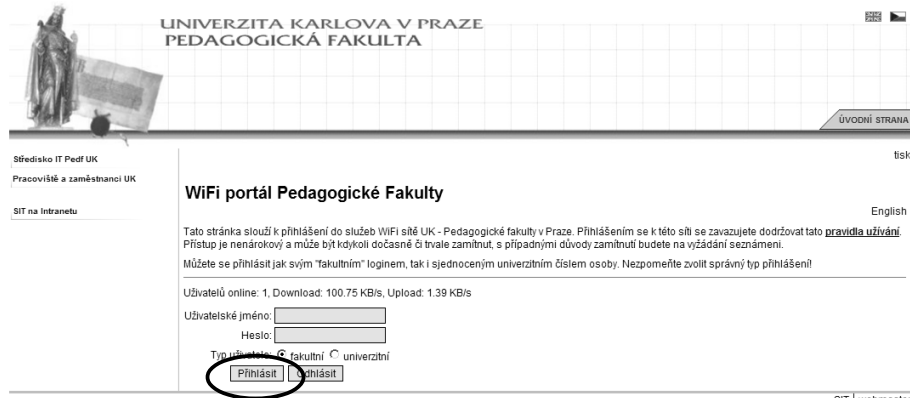
Pedf-public - not secured Wi-fi, but easy to use.

You can get the login and password on demand from Kristyna.

Step 1 – connect to pedf-public



Step 2 – open web browser and go to www.pedf.cuni.cz



Step 3 – fill the form and click „Přihlásit“

PC Room (R135)

PC Room R135



PC Room (R135)

**1st floor, turn left from the stairs, go round the building,
use your Study card to enter.**

Mo – Sun 7:00 – 21:00

At weekends you can enter the building only if some teaching is organized.

13 PC – 8 of them with english Windows

Wi-Fi (Eduroam)

Printer, copier, scanner

You can insert money on your study card at Cash office (2nd floor, between main and side stairs of the building).

Cash office: Tuesday and Thursday

10:00-12:00 and 13:00-15:00

A4: 2,- Kč, A4 duplex: 3,- Kč

RoboCopy

Self-service printer, copier and scanner

Ground floor, behind the entrance glass door turn left, behind coffee machines

Use cash (no need to insert money on your study card)



Thank you for your attention

E-mail:

kristyna.tuckova@pedf.cuni.cz

Download this presentation:

<http://sit.pedf.cuni.cz>