

Charles University of Prague – Faculty of education

IT Center

Wi-fi, PC Room, Printing

Ing. Kristýna Tučková

Tel: 221 900 199

E-mail: kristyna.tuckova@pedf.cuni.cz

Room: 131

Tue 14:00 – 16:00

Thu 14:00 – 16:00

University login and password

Pick up the University login and password together with Student Card at Celetná street.

University login is called CAS - Charles University Authentication Service.

Change it within 5 days (!!!), otherwise it will expired.

You will need this login to set your Wi-Fi password.

Wi-Fi (Eduroam)

Wi-Fi



Wi-Fi (Eduroam)

If you have Eduroam at your home university, you can use the account from your university (Eduroam login and password).


If you don't have Eduroam at your home university – see next slides..



Wi-Fi (Eduroam)

1. Log-in at <http://cas.cuni.cz>

Use login and password you picket up with your Student Card at Celetná St.

 CAS - Charles University Authentication Service

You wish to:

Password for CAS

- [Change temporary password from registration office](#)
- [Change password for the Central Authentication Service](#)
- [Renew recently expired password for the Central Authentication Service](#)
- [Obtain new password or reset forgotten password](#)

Other services

- [Manage your domain accounts](#)
- [Set password for eduroam realm cuni.cz](#)
- [Change contact information](#)
- [Validate email addresses](#)

Information and support

- [Get more information about Central Authentication Service](#)
- [Solve problem with Central Authentication Service](#)

If you do not need assistance with CAS, you can log in to access CAS portal directly.

Username*

Password*

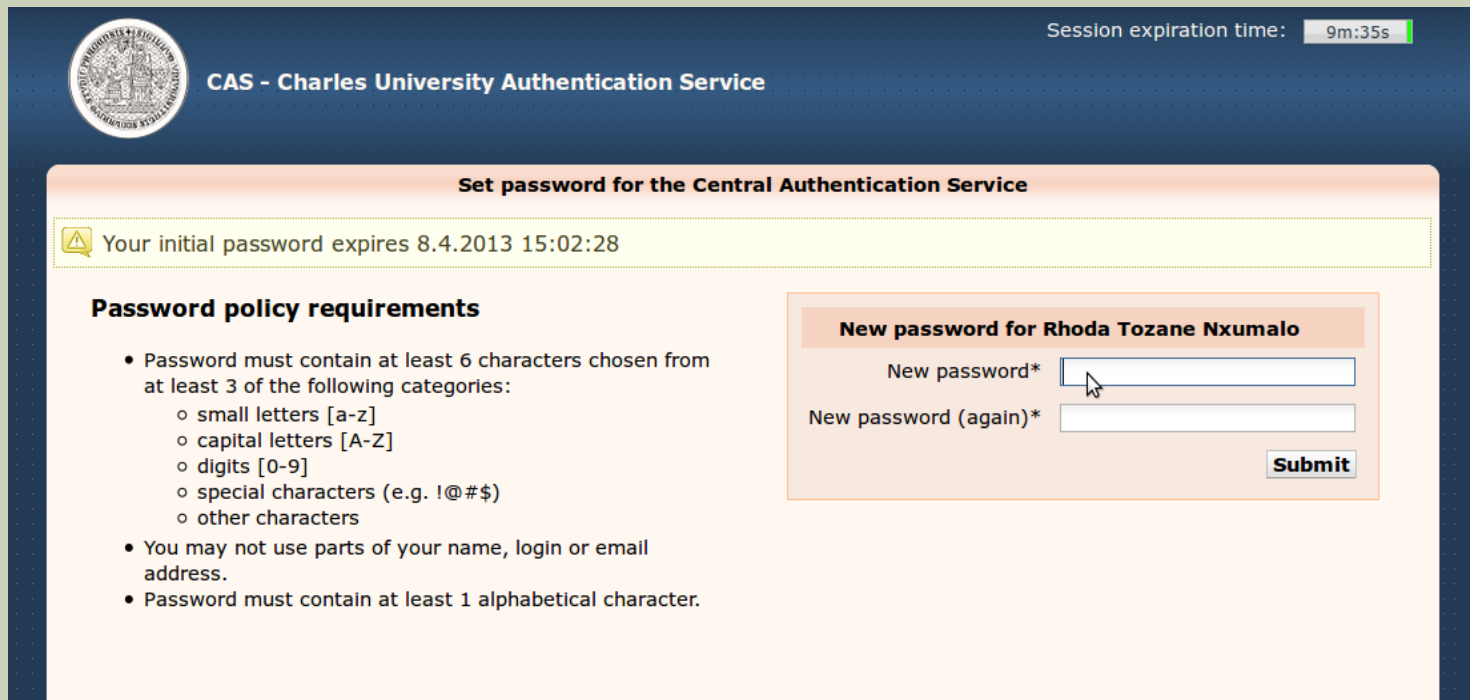
Watch for keyboard settings, CapsLock etc.

After five unsuccessful login attempts the account will be blocked for twenty minutes.

cas@dmki@cuni.cz

Wi-Fi (Eduroam)

2. If you log-in for the first time, you will be asked to change your CAS password.



The screenshot shows the CAS - Charles University Authentication Service interface. At the top right, it indicates a session expiration time of 9m:35s. The main heading is "Set password for the Central Authentication Service". A yellow warning box states: "Your initial password expires 8.4.2013 15:02:28".

Password policy requirements

- Password must contain at least 6 characters chosen from at least 3 of the following categories:
 - small letters [a-z]
 - capital letters [A-Z]
 - digits [0-9]
 - special characters (e.g. !@#\$\$)
 - other characters
- You may not use parts of your name, login or email address.
- Password must contain at least 1 alphabetical character.

New password for Rhoda Tozane Nxumalo

New password*

New password (again)*



Submit

Wi-Fi (Eduroam)


3. Click the link

„Set password for eduroam realm.cuni.cz“ in „Other accounts part“

Home > Other accounts and services > Account list

Luisa Scharnaglová Logout  

Session expiration time: 9m:44s

 CAS - Charles University Authentication Service

▸ Your CAS account

▾ Other accounts

- Account list
- Set password for JINONICE domain
- Set password for eduroam realm.cuni.cz

▸ Information resources

▾ Information for users

- About CAS
- Frequently asked questions
- List of registration authorities
- Services requiring strong authentication
- TCS personal certificates

Account list for Luisa Scharnaglová

The systems that are interconnected with CAS in some way are listed here (eg. some faculty's computing facilities). Your password for these systems is changed automatically with CAS password or you can change it on this portal.

This list is created according to your current affiliations with Charles University and according to the account database in CAS. You can get actual status of the account by pressing the "Get account information" button.

System description	Password propagation method	Account information
Computing facilities of Pedagogical Faculty	Independent on CAS.	Account detail ▾
Computing facilities of JINONICE campus	You can change password on this portal.	Account detail ▾
Wireless network eduroam	You can change password on this portal.	Account detail ▾

cas@uhk.cuni.cz

Wi-Fi (Eduroam)

4. Set your Eduroam password (different from the CAS password)

The screenshot shows the CAS - Charles University Authentication Service interface. The page title is "CAS - Charles University Authentication Service". The user is logged in as "Luisa Scharnaglová" and has a session expiration time of 9m:19s. The page is titled "Password for eduroam".

The main content area displays the following information:

- Your username for eduroam is: **30112462@cuni.cz**
- You can set password for →eduroam realm CUNI.CZ here.

The password setting form includes the following fields and buttons:

- New password*
- New password (again)*
- Change password** button

The left sidebar contains the following navigation links:

- ▶ Your CAS account
- ▼ Other accounts
 - ▶ Account list
 - ▶ Set password for JINONICE domain
 - ▶ Set password for eduroam realm cuni.cz
- ▶ Information resources
- ▼ Information for users
 - ▶ About CAS
 - ▶ Frequently asked questions
 - ▶ List of registration authorities
 - ▶ Services requiring strong authentication
 - ▶ TCS personal certificates

The footer of the page contains the email address: casadmin@cuni.cz

Wi-Fi (Eduroam)

5. Connect to the Wi-Fi Eduroam

Use login name **xxxxxxxx@cuni.cz**

xxxxxxxx is your student ID (under the photo on your student card)

If you have Win XP or Linux, visit Kristýna, she will help you to set the Wi-Fi.

Step 1 – connect

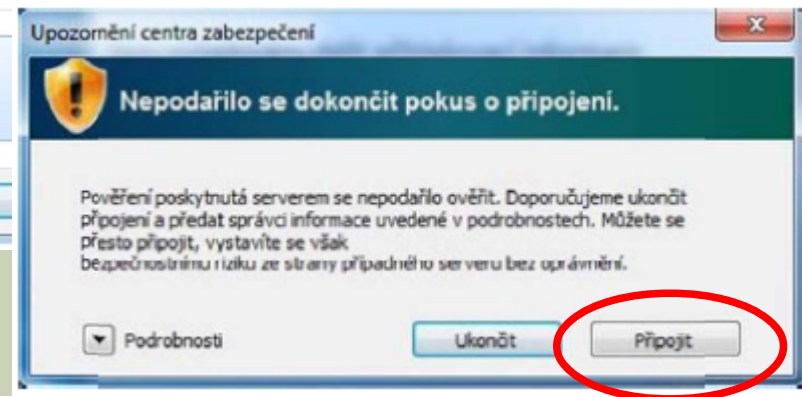


Sometimes reset is needed (!)

Step 2 – fill login and password



Step 3 – accept the security alert



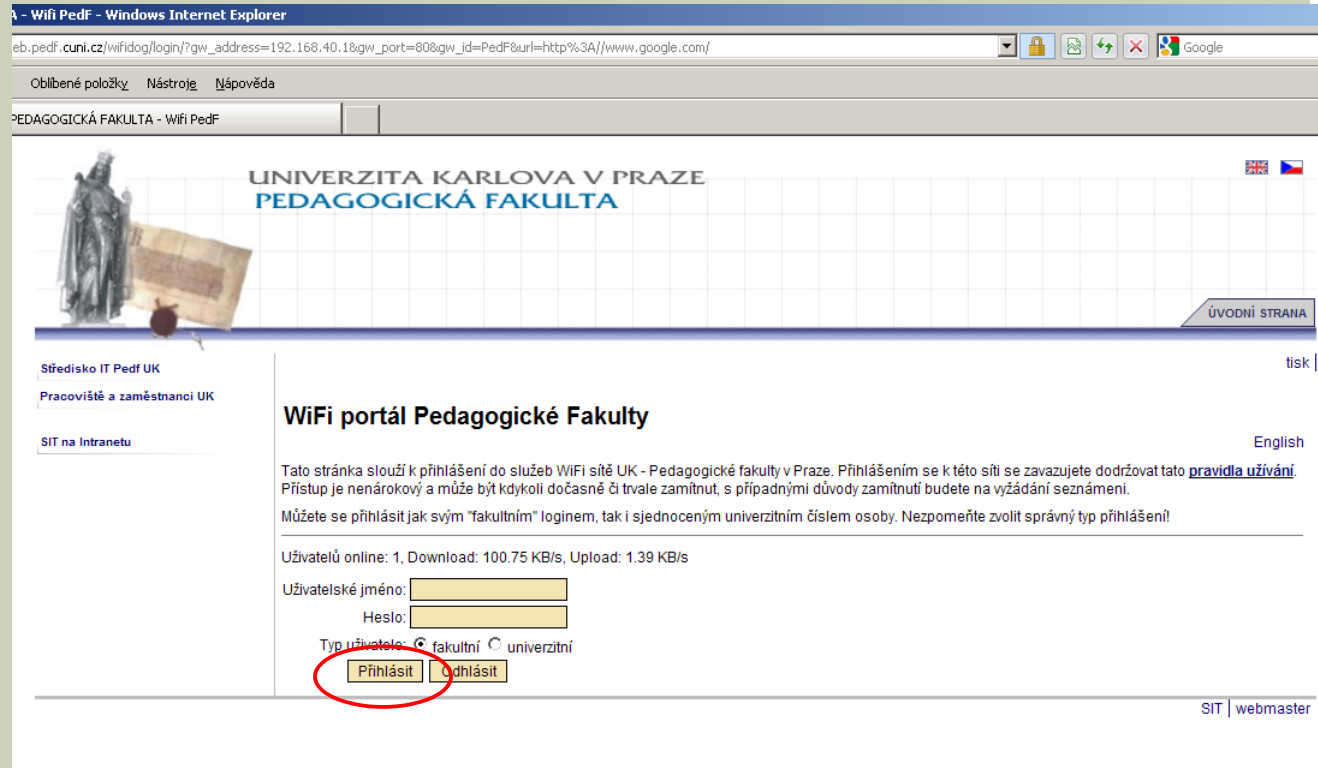
Wi-Fi 2 (Pedf-public)

Pedf-public - not secured Wi-fi, but easy to use.
You can get the login and password on demand from Kristyna.

Step 1 – connect to pedf-public

Step 2 – open web browser and go to www.pedf.cuni.cz

Step 3 – fill the form and click „Přihlásit“



The screenshot shows a web browser window titled "Wifi PedF - Windows Internet Explorer". The address bar contains the URL: http://www.pedf.cuni.cz/wifidog/login?gw_address=192.168.40.1&gw_port=80&gw_id=PedF&url=http%3A//www.google.com/. The browser's address bar shows "Obíbené položky", "Nástroje", and "Nápověda". The page content includes the logo of the University of Charles in Prague, Faculty of Education (UNIVERZITA KARLOVA V PRAZE PEDAGOGICKÁ FAKULTA). The main heading is "WiFi portál Pedagogické Fakulty". Below the heading, there is a login form with the following fields: "Uživatelské jméno:" (User name), "Heslo:" (Password), and "Typ uživatele:" (User type) with radio buttons for "fakultní" (selected) and "univerzitní". The "Přihlásit" (Login) button is circled in red. The page also displays "Uživatelů online: 1, Download: 100.75 KB/s, Upload: 1.39 KB/s" and a "SIT | webmaster" link in the bottom right corner.

PC Room (R135)

PC Room R135



PC Room (R135)

1st floor, turn left from the stairs, go round the building, use your Study card to enter.

Mo – Sun 7:00 – 21:00

At weekends you can enter the building only if some teaching is organized.

13 PC – 8 of them with english Windows

Wi-Fi (Eduroam)

Printer, copier, scanner

You can insert money on your study card at Cash office (2nd floor, between main and side stairs of the building).

Cash office: Tuesday and Thursday

10:00-12:00 and 13:00-15:00

A4: 2,- Kč, A4 duplex: 3,- Kč

RoboCopy

Self-service printer, copier and scanner

Ground floor, behind the entrance glass door turn left, behind coffee machines

Use cash (no need to insert money on your study card)



Thank you for your attention

E-mail:

kristyna.tuckova@pedf.cuni.cz

Download this presentation:

<http://sit.pedf.cuni.cz>